

Dates To Remember

TERM THREE 2020

Friday 28th August
SRC DIY Tutorial 12.30pm

Wednesday 2nd September
School Council Meeting 6pm

Thursday 3rd September
Link for Parent Teacher sent out 12pm

Sunday 6th September
Fathers Day

Monday 7th September
Whole school assembly online 2.30pm

Monday 14th & Tuesday 15th September
Parent-Teacher Interviews 11am - 4:30pm

Tuesday 15th September - 7pm
Prep 2021 Parent Information Night

Friday 18th September
Last Day of Term 3

TERM FOUR 2020

Monday 5th October
First Day of Term Four

Thursday 8th October
School Photos (TBC)

Thursday 27 August, 2020

Principal's Report

ONLINE PARENT-TEACHER INTERVIEWS

We will be running parent-teacher interviews in the last week of term. Interviews will take place on **Monday 14 and Tuesday 15 September** between 11am and 4.30pm. Please note that interviews are 10mins long. However, we will schedule 15min slots to allow for logging on and to work out any tech issues. Please contact your child's classroom teacher should you require a different day or time slot to what is advertised. Booking Information will be posted on Sentral and emailed out on Thursday 2 September at 12pm.

LAST WEEK OF SCHOOL

As per usual school protocols, teachers would usually have a Planning Day (to prepare for the following term) and a Professional Practice Day (to complete assessment, planning and reporting) each term. Rather than interrupting the learning over the upcoming weeks, we have decided to organise these days in the last week of school. Please note that online learning sessions will look different to accommodate interviews, planning, professional practice days and reporting. From Monday September 14, teachers will run one online session from 9am each and every day. Teachers will meet with their class, discuss tasks posted on the learning hub or google classroom and check whether students have any questions. Online specialist lessons will continue to be offered throughout the week.

RECORDING OF SOME ONLINE LEARNING SESSIONS

Our remote learning program has been a wonderful opportunity for teachers to extend their technology skills, as they look for new and innovative ways to engage children in their learning. We would love to capture these practices and use these videos to highlight our schools approach. We intend to record a range of lessons and put them into a small promotional video that we can use on our website, during our prep transition program and on various social media platforms.

If your child's group has been selected for this purpose, you will receive a letter outlining the session day and times. Should you not wish your child to be filmed, please let your child's teacher know as soon as you receive this notice, so that other arrangements can be made. Please note that student names will be blocked out. Should you require any further information please don't hesitate in getting in contact with me.

PREP TRANSITION 2021

We will be running a special information night on Tuesday September 15 at 7pm for 2021 prep parents. During this session we will be discussing:

- The impact of Covid 19
- MWHPS readiness in the changing climate
- Routines
- Developmental milestones
- Language development
- Social & Emotional skills
- What you can do at home
- Our remote learning program

This flyer alongside a google form was sent out to enrolled students earlier this week.

Please note, that the prep transition program in Term 4 will continue, either onsite or remotely. We have some engaging and fabulous activities planned!

SCHOOL ASSEMBLY

On Monday September 7 we will be hosting our final assembly for the term. We hope you can join us at 2.30pm. Meeting link will be sent out shortly.

INCURSION/EXCURSION and SPORTS LEVIES

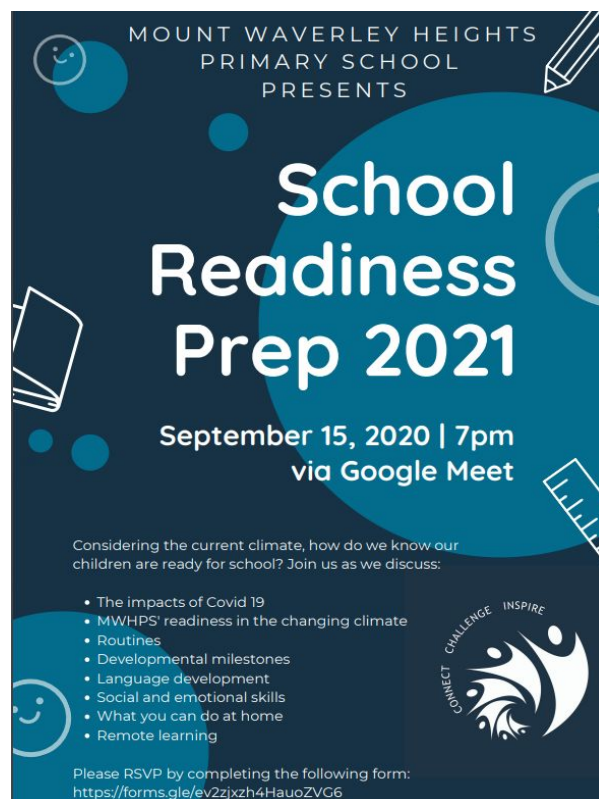
If/When we will be returning to onsite learning or whether our students will be able to attend incursions or excursions is still unknown. Please note that as we get closer to the end of the year, we will calculate monies not spent and work out a refund or a translation to 2021 levies (P-5).

SHARING OF SOME LOVELY WORK ACROSS THE SCHOOL

Sophia's Ultimate Classroom- 1/2G




Amelia's Ultimate Classroom- 1/2D



Cooper's Rockin Robot



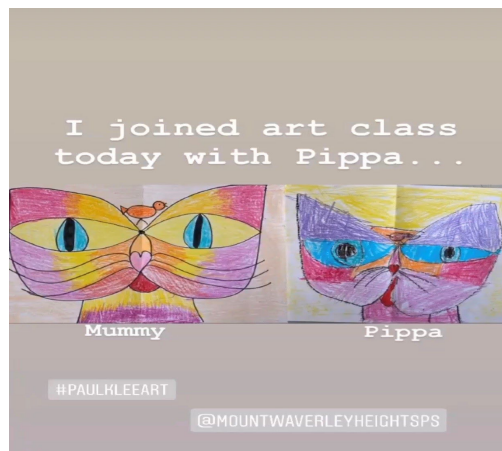
Mohamed's toilet roll creation



Harvey's fantastic frog



Pippa S and her mum.

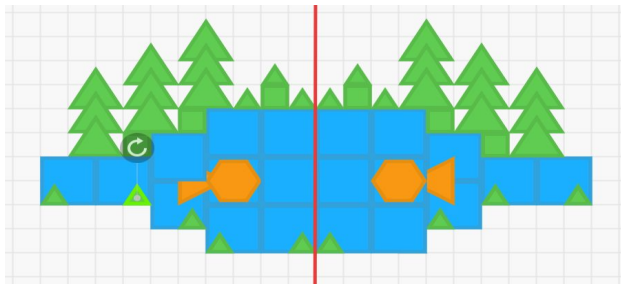


In 5/6M it was book week dress up day. We had Cat in the hat, Harry Potter with a chopstick wand! Daisy Wells from Cream Buns and Crime. Zluty from The Kingdom of the Lost Book series. Stephanie Tanner from Full House, A unicorn cookie monster, Nightwing from Wings of Fire and I dressed up as Stripy from Where is Stripy. It was great to see some book characters for book week this week. We even had Alice from "The Girls" drop in.

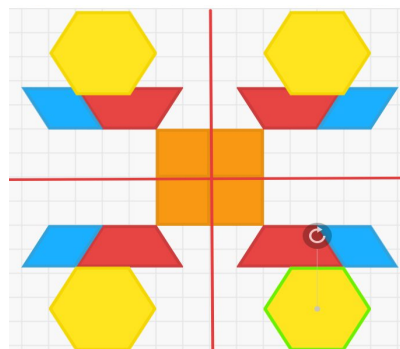


The 3/4s are learning about symmetry. Below are some creations they made using shapes and 1 or 2 lines of symmetry.

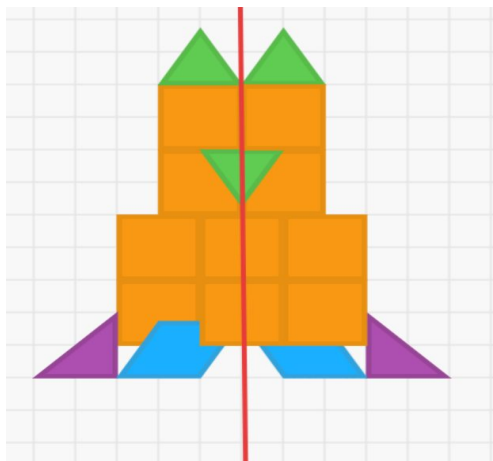
1 line of symmetry - Roopy 3/4T



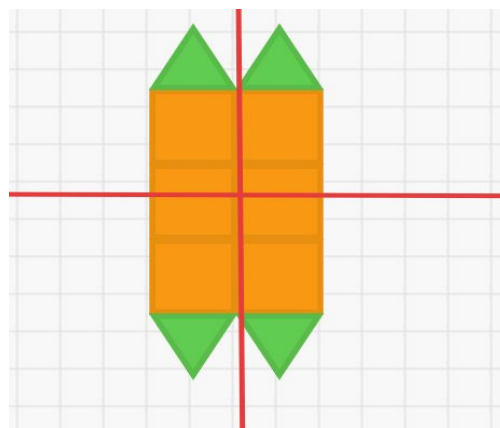
2 lines of symmetry - Harry 3/4T



1 line of symmetry - Nathan 3/4T



2 lines of symmetry - Audrey 3/4T



Let's celebrate...

- The wonderful opportunities our students are still able to experience during this remote learning period.
- Beautiful winter days!

Sharon Reiss-Stone
Principal

Assistant Principal's Report

Parent/ Teacher Interviews

We will be offering online parent/ teacher interviews in the last week of this term. This is a great opportunity for you to discuss your child's learning goals and how they have adjusted to remote learning.

The interviews will be on Monday 14 and Tuesday 15 September from 11am - 4.30pm on both days. These interviews will be via Google Meet. The interviews will be 10 minutes, so if you require more time you will need to organise another day with your child's teacher.

If your child is on the program for students with a disability, your teacher will make contact with you to organise a student support group meeting.

The booking process for these interviews will be a little different to accommodate the online meets and we are currently finalising those details. More information will be distributed next week.

Michael Carr-Gregg Webinar: Building resilient kids

On Tuesday evening I attended the Michael Carr-Gregg webinar. It was really fantastic and had lots of great ideas for helping children build resilience during this time.

My 'takeaways':

- Parents set the emotional tone. We are alert but not alarmed
- Acknowledge your child's emotions
- Routines are important
- Observe your negative thoughts but do not let them control you. Focus on what you can control
- Have consequences. Children need to understand that poor choices can result in consequences
- Have an optimistic outlook
- Use the 'N' word. Children need to hear 'no'
- Show empathy
- Create family rituals
- Look after yourself
- Get some sleep!

His discussion around how much screen time was interesting. He spoke about the quality of what children do online not the quantity, especially during covid 19. He also spoke about motivating children to complete work at home. He suggests to:

- Set goals
- Make a plan
- Make the goal public
- Break up the goal
- Celebrate accomplishments
- Encourage children
- Take an interest

He also spoke about learning together as a family and the power of that learning on your child. Smiling Mind has a digital care package that supports children's mental health through the coronavirus and beyond.

<https://www.smilingmind.com.au/>

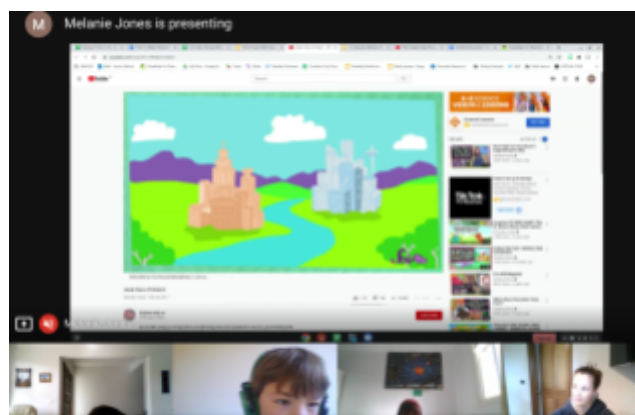
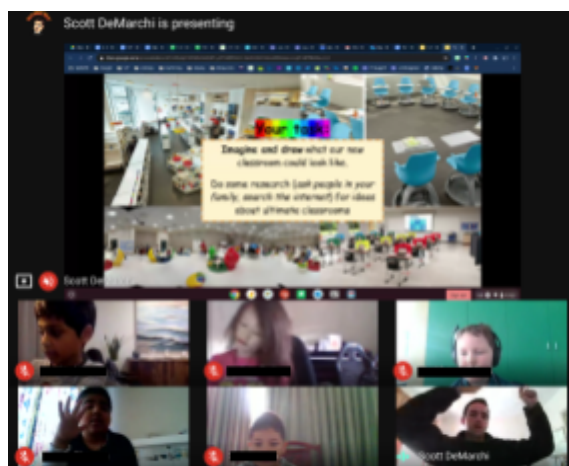
Due to the overwhelming success of this webinar they are running it again, please see eventbrite for details.

Curriculum Update

Last Friday, I joined the Year 1/2 inquiry session. The focus was on thinking like an engineer.

The students learnt about engineers and what sort of jobs they do in our community. Next they had the opportunity to design and build.


It is fantastic to see that even online, our students are exposed to explicit lessons and are developing inquiry skills that they can use for future learning. Yay everyone, good job!!



Carolyn Datson
Assistant Principal



Wellbeing News




At Mount Waverley Heights Primary School we work hard with our students to reinforce positive behaviours. Our school expectations of: Be Responsible, Be Respectful, and Be Inclusive are values which we want our students to demonstrate everyday. We frequently reward these positive behaviours using Class Dojo.

Speak to your child about what these expectations could look like in your home. Then ask your child to make a poster, video, slide show or write a song to demonstrate their understanding of what our school expectations would look like at your home. You could even ask them to come up with their own reward system!

We would love to see what they come up with! If you are happy to share your home expectations creations please send them to your classroom teacher via SeeSaw. Alternately you can email them to us via submission@mountwaverleyheightsps.vic.edu.au

Fathers Day

With no onsite learning this term, we unfortunately have no Father's Day stall for the children to do their Father's Day gift shopping. Below are just a few ideas that could help you find the perfect gift for dad, or that special person in your child's life.



Make a rock Photo frame



Painted cork coasters



Desk organiser tins



Tin of Tokens for Dad

<https://www.parents.com/holiday/fathers-day/crafts/desk-organizer-for-dad/>

<https://www.pinterest.com.au/pin/649644314978409906/>

<https://www.pinterest.com.au/pin/292593307039161928/>

Other ideas:

- Make a voucher booklet, offering a car wash, help in the garden, back rub, to help cook dinner
- Write a special poem for dad
- Make him a powerpoint of special pictures
- Make a gift basket full of dads favourite treats
- Have a look on the below links for more ideas

SRC News

Indigenous Literacy Day



To celebrate there will be a 45-minute celebration live on YouTube on **Wednesday 2 September at 12.30pm**. The event is highly visual, and designed to educate broader Australia about the value of Aboriginal and Torres Strait Islander people's first languages and why learning in language is important. To tune in to the live broadcast simply type in Indigenous Literacy Foundation on YouTube and tune in at 12.30pm.

SRC Tutorials

DIY Mask Tutorial

This week's SRC tutorial is 'How to make a DIY facemask'! It will be on **Friday 28th August at 12.30pm**. The Google Meet join code is **hzy-kfeb-ncd**.

This tutorial will be hosted by Bradley and Alexis, and is open to anyone in our school community who wants to join! Younger students may need some assistance from a parent/guardian.

If you will be joining us, please prepare the following materials:

- Thin clothes/green shopping bags (for the 1st and 2nd layer)
- Thin clothing (for the inner layer)
- Strip of elastic / string / shoelaces / strip of cloth
- Ruler
- Craft scissors
- Chalk/texta/marker
- Craft glue/needle and thread

You may like to take a look at the suggestions below from the DHHS Victoria website too.
See you there!

You will need

Section	Quantity ¹	Material type	Example materials
Outer layer	1 piece (25 cm x 25 cm)	Water-resistant fabric (polyester / polypropylene)	<ul style="list-style-type: none"> • Clothing • Reusable 'green' shopping bags • Exercise clothing
Middle layer	1 piece (25 cm x 25 cm)	Fabric blends (cotton polyester blend / polypropylene)	A repeat layer of either: <ul style="list-style-type: none"> • Clothing • Reusable 'green' shopping bags
Inner layer	1 piece (25 cm x 25 cm)	Water-absorbing fabric (cotton)	<ul style="list-style-type: none"> • Clothing
Ear loops	2 pieces (20 cm each)	Elastic or string or cloth strips	<ul style="list-style-type: none"> • T-shirt • Shoelaces

Important:

Make sure that all materials are intact and have not worn too thin or have holes in them.
Check the item's label or tag to confirm the type of material.

Folding Artwork and Origami Tutorial

The **second** SRC tutorial will be teaching you how to create a folding artwork and how to fold an origami crane. This tutorial will be run by our SRC representatives Vivian, Mia and Cerise. More info in the next Newsletter.

From the SRC.